

Webmail Client: Usage and Plugin Overview

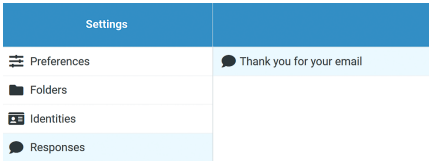
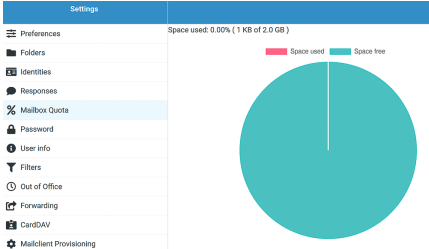
Main Functions

Our Joker.com webmail client is based on Roundcube Webmail, below you will find the original documentation and how-tos:

- [User Guide in English](#)
- [User Guide in German](#)

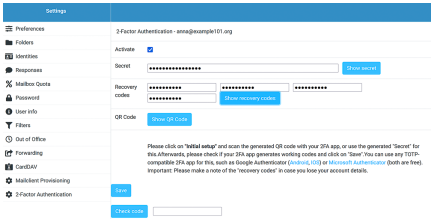
Important: to access your newly created mailbox, you **have to set a password for it** using the mailbox configurator at Joker.com. The instructions can be found [here](#).

Plugin Overview

Responses		Allows to save pre-written frequently used responses.
Mailbox Quota		A quick overview of free and used space according to your subscription plan .

<div>Password</div>	<div><div><div><div>☰ Preferences</div><div>📁 Folders</div><div>👤 Identities</div><div>💬 Responses</div><div>📧 Mailbox Quota</div><div>🔒 Password</div><div>👤 User info</div><div>📧 Filters</div><div>🕒 Out of Office</div><div>📧 Forwarding</div></div><div><div>Change password</div><div>Current Password:<div></div></div><div>New Password:<div></div></div><div>Confirm New Password:<div></div></div><div>Alternative email address<div>example@joker.com</div></div><div>Password must be at least 8 characters long.</div><div>Password must include at least one number and one symbol.</div><div>✓ Save</div></div></div></div>	<div>Allows you to change the password for your mailbox and add an alternative email address. An alternative email address is essential for recovering access to your mailbox. To ensure you can always regain access quickly and securely, we highly recommend providing one if possible.</div>
<div>User info</div>	<div><div><div><div>☰ Preferences</div><div>📁 Folders</div><div>👤 Identities</div><div>💬 Responses</div><div>📧 Mailbox Quota</div><div>🔒 Password</div><div>👤 User info</div></div><div><div>Info for anna@example101.org</div><div><div>ID<div>107</div></div><div>Total Storage<div>2.0 GB</div></div><div>Username<div>anna@example101.org</div></div><div>Created<div>2024-05-17 11:50:00.293228+00</div></div><div>Last Login<div>2024-07-25 09:45:43.246169+00</div></div><div>Default Identity<div>Anna <anna@example101.org></div></div></div></div></div></div>	<div>Overview of user information including the allocated space for your mail according to your <u>subscription plan</u>.</div>
<div>Filters</div>	<div><div><div><div>Settings</div><div>☰ Preferences</div><div>📁 Folders</div><div>👤 Identities</div><div>💬 Responses</div><div>📧 Mailbox Quota</div><div>🔒 Password</div><div>👤 User info</div><div>📧 Filters</div><div>🕒 Out of Office</div><div>📧 Forwarding</div><div>📧 CardDAV</div></div><div><div>Filter name<div>info</div></div><div>Filter enabled<div>🔴</div></div><div>Scope<div>matching any of the following rules</div></div><div>Rules<div><div>To<div>is equal to</div><div>info@example101.org</div></div></div><div>Actions<div><div>Move message to<div>info@example101.org</div></div><div>Stop evaluating rules</div></div></div><div>✓ Save</div></div></div></div></div>	<div>Allows creating filters, managing rules and sorting incoming emails.</div>
<div>Forwarding</div>	<div><div><div><div>Settings</div><div>☰ Preferences</div><div>📁 Folders</div><div>👤 Identities</div><div>💬 Responses</div><div>📧 Mailbox Quota</div><div>🔒 Password</div><div>👤 User info</div><div>📧 Filters</div><div>🕒 Out of Office</div><div>📧 Forwarding</div></div><div><div>For incoming mails execute the following action:<div>Send copy to<div>example@mail.com</div></div><div>Status:<div>✓ Send copy to</div><div>Redirect to</div></div></div><div>✓ Save</div></div></div></div>	<div>Allows to send a copy or redirect the incoming emails to desired address. Can be enabled and disabled anytime.</div>
<div>CardDAV</div>	<div><div><div><div>Settings</div><div>☰ Preferences</div><div>📁 Folders</div><div>👤 Identities</div><div>💬 Responses</div><div>📧 Mailbox Quota</div><div>🔒 Password</div><div>👤 User info</div><div>📧 Filters</div><div>🕒 Out of Office</div><div>📧 Forwarding</div><div>📧 CardDAV</div><div>📧 MailClient Provisioning</div><div>🔒 2 Factor Authentication</div></div><div><div>Basic Information</div><div><div>Name of the account<div>Anna</div></div><div>Discovery URL<div>https://</div></div><div>Username<div></div></div><div>Password<div></div></div><div>Addressbook discovery<div><div>Rediscovery interval (hours)<div>24.00:00</div></div><div>Time of last addressbook discovery<div>2024-05-11 09:44:00</div></div></div><div>Initial settings for addressbooks in this account</div><div>Advanced options</div></div></div></div></div></div>	<div>This plugin allows you to keep your contact list up-to-date and synchronized across your mailboxes. Please find more information <u>on GitHub</u>.</div>
<div>Mailclient Provisioning</div>	<div><div><div><div>Settings</div><div>☰ Preferences</div><div>📁 Folders</div><div>👤 Identities</div><div>💬 Responses</div><div>📧 Mailbox Quota</div><div>🔒 Password</div><div>👤 User info</div><div>📧 Filters</div><div>🕒 Out of Office</div><div>📧 Forwarding</div><div>📧 CardDAV</div><div>📧 MailClient Provisioning</div><div>🔒 2 Factor Authentication</div></div><div><div>Export email provisioning profile</div><div><div>Identity</div><div>Anna (info@example101.org)</div><div>Apple (iOS, OSX)</div><div>Download provisioning (auto configuration) profile for iOS / OSX</div><div>Thunderbird</div><div>Use the automatic account setup in Thunderbird.</div><div>Joker Email Service Parameters (for manual configuration)</div><div>The user name and password correspond to your login at https://web.joker.email.</div><div>Please enter outgoing and incoming mail servers as follows:</div><div>IMAP: imap.ote.joker.email Port: 143 Security: 'Password', STARTTLS</div><div>SMTP: smtp.ote.joker.email Port: 587 Security: 'Password', STARTTLS</div><div>Please also take a look at our FAQ for further help and descriptions.</div></div></div></div></div>	<div>Provides automatic configuration files and manual settings for using your Joker mail across different webmail clients like Thunderbird etc:</div> <div><div><div>Username and password:</div><div>same as your login at https://web.joker.email.</div></div><div><div>IMAP: imap.joker.email</div><div>Port: 143</div><div>Security: 'Password', STARTTLS</div></div><div><div>SMTP: smtp.joker.email</div><div>Port: 587</div><div>Security: 'Password', STARTTLS</div></div></div>

Two FA

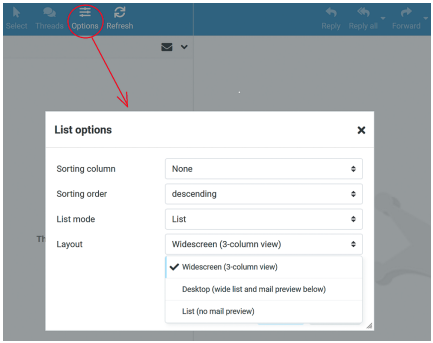


This feature adds an extra layer of protection by requiring a six-digit security code, in addition to your password, whenever you log in to your mailbox.

Here are the recommended apps:

- [Google Authenticator](#)
(Android, iOS, Blackberry)
- [Microsoft Authenticator](#)
(Android, IOS)

Layout preferences



Allows you to choose the desired appearance of your mailbox.