

Roles and Permissions

To give other people access to administrate your domain(s) at Joker.com, you can invite them and assign specific "roles" that determine their level of access. It's important to note that these roles only apply to granting access within Joker.com and do not affect the information displayed in Whois for published contacts.

Granting a Role for Your Domain

He

Domain	Features	Valid to	Action
anna.info		2024-01-11	DNS
exampledomain.fi		2024-05-15	DNS
jokersandbox.com		2023-10-27	DNS
sandbox.org		2023-10-28	DNS

Grants
Delete
Undo

1. Next to your domain name, select "Grants" from the option list.
2. Choose the role you wish to grant, and provide the email address of the invitee.
3. A special link will be sent to the email address you provide.
4. The person you invite must accept the invitation by clicking the link in the email. If they don't have a Joker.com login, they will have the opportunity to register when they click the

link.

Role Types and Their Access Level

- **Admin:** Can modify domains, including Whois data, nameservers, nameserver records (such as IP addresses), URL and mail forwarding. However, this role cannot transfer or delete a granted domain, as only the Designated Agent (creator's account) can do that.
- **DNS Admin:** Can modify nameservers, nameserver records (such as IP addresses), URL, and mail forwarding.
- **Billing:** Can renew domains and receive expiry notifications.
- **Reseller only - Assignment (Creator):** Has complete control over the domain. This grant allows our **Resellers to move their domains** conveniently between **their own** multiple accounts.


Note: Only the domain creator can modify the "auto-renew" feature of a domain, or transfer the domain.

Reseller's Features



For Joker.com Resellers, there's an additional option called "Direct assignment." This allows you to instantly assign roles to another Joker.com account without sending an invitation. "Direct assignment" also enables you to quickly **move domains between your different Joker.com accounts.**

Grant additional domain permissions: anna.info

Role	User ID	Email Address	Description
<input type="text" value="please select"/>	<input type="text"/>	<input type="text"/>	<input type="text"/>

 Direct assignment: Immediate transfer of domain or domain permissions to another Joker-Account - no invitation will be sent

Key:

-  Active granted role
-  Pending invitation, not yet acknowledged. Please click on symbol to see the link and the corresponding key which has been sent. This key can also be used by the receiving Joker.com account to apply the corresponding domain permission using Joker.com "Domain transfer" menu ('Internal Transfer').

In case you selected option "**Direct assignment**", the chosen domain permissions (roles) will be **applied immediately**, there will be **no invitation link** sent to the receiving account, only a notification. The receiving account **has to be addressed by its Joker.com email address, and its Joker.com User-ID**. This User-ID also conforms to the 'reseller ID', and is always displayed on the upper right section of Joker.com.

Available roles:

- **Admin:** Modify domain (no transfer, no delete), modify nameservers
- **DNS Admin:** Modify nameservers, modify nameserver records
- **Billing:** Renew domains, receive renewal notices
- **Internal Transfer/Assignment:** Complete assignment of a domain to another Joker.com user (Internal Transfer). This is to move all claims and permissions on a domain to another user.

You will find a description of our **Grants & Roles** system in our [FAQ](#).

Revision #13

Created 2023-06-07 13:51:02 UTC by Admin

Updated 2025-01-24 09:51:11 UTC by Admin